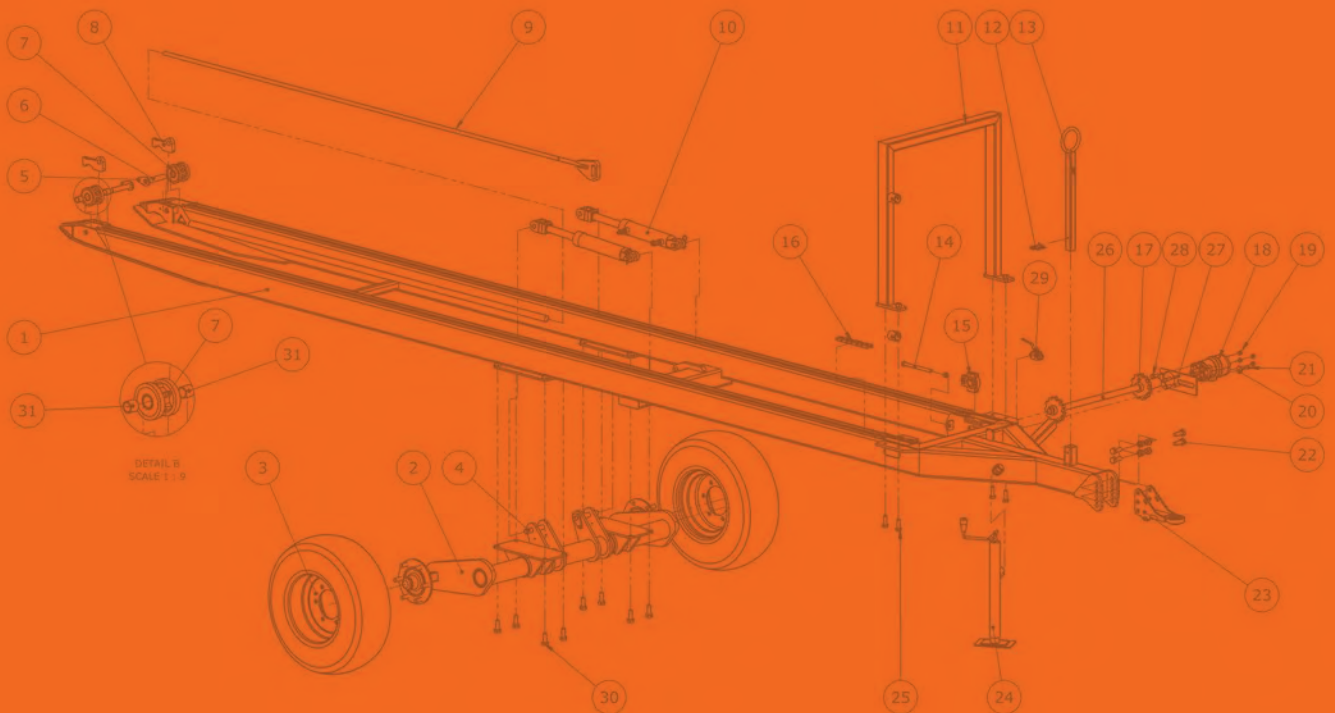


# ***Bin Loaders***



Quality in Design, Engineering & Workmanship



**BEN WYE**  
engineering & design

# ABOUT BEN WYE



Ben Wye Engineering & Design Pty Ltd is a 100% Australian owned and operated company based in Uraidla in the agricultural region of the Adelaide hills.

Founded in 1990 Ben Wye Engineering is setting the benchmark for quality in design, engineering and workmanship.

From humble beginnings of manufacturing machinery and general fabrication for the local growers, Ben Wye Engineering now has a dealer network Australia-wide.

We use the latest in 3D design software, employ the finest tradesmen and only use high grade products.

We specialise in tractor mounted forkmasts, tractor drawn cutting equipment, fruit bin trailers and custom made orchard & vineyard equipment.

Our range of machinery has stood the test of time and is used in the agricultural industry by contractors, Parks & Gardens and lifestyle farmers.

Realising that there are different applications in different regions throughout Australia, we can custom build a Bin Loader to suit any needs.

We also manufacture other products including tractor mounted forklifts, three point linkage forklifts, Piranha Slashers and many other agricultural implements.



*“We have chosen to use Ben Wye Engineering for our machinery due to their ability to either custom make or adapt existing machinery to suit our needs. This includes being able to cope with rough ground in sometimes difficult terrain which is very demanding on the machinery.”*

Joe Ceravolo, Ceravolo Orchards Pty Ltd



# ORCHARD BIN LOADER

Bin Loaders are a self-loading and unloading trailer designed for transporting fruit bins in and out of the orchard quickly and efficiently, without the operator having to leave the tractor seat.


Ben Wye Bin Loaders are of heavy duty construction and use a fully hydraulic cam axle to lower the forks under a standard fruit bin, and then with the aid of bi-directional hydraulically driven roller chains, the bins are pulled back up onto the Bin Loader. This process is repeated until the Bin Loader is to maximum capacity. Simply reverse the process to unload the fruit bins from your trailer back at the packing shed.

Bin Loaders are designed to be pushed with standard orchard tractors. The hydraulic functions can be controlled in cab with 2 existing hydraulic remotes and the long wheel base gives excellent operator control and maneuverability. Bin Loaders come standard in 4 bins (4000) or 5 bins (5000) but can be customised to suit any size or style of bin with a full range of optional extras to suit different types of orchards.

Optional extras include multiple polyurethane idler sprockets for greater grip on plastic bins, soft ride suspension with the hydraulic accumulator, Side rails for bin guidance and walking beam dual wheel axle for rough terrain.

The new polyurethane coated idler sprocket is now standard across the range and has added greater grip on pick up, better retention and greater unloading control of bins. The wide footprint roller chain with rounded profile also helps eliminate damage to the bins. The automatic bin stop works in conjunction with the 2 hydraulic lift cylinders to latch up when the trailer is in transport mode and drop down when lowered for loading.

The Bin Loader main frame is fully sand blasted and then powder coated at 200 degrees for rock hard corrosion protection and durability.



# FEATURES

**BEN WYE**  
engineering & design



- 1 Hydraulic Lift isolating tap, also showing the optional hydraulic soft ride accumulator
- 2 Large greaseable take up bearings with a positive chain adjustment
- 3 2 hydraulic cylinders working in parallel are responsible for the lifting and lowering of the Bin Loaders main frame through an innovative cracked axle system
- 4 The long life hydraulic motor is especially suited to low flow, high pressure applications, and is mounted on a slotted torque arm for easy chain adjustment
- 5 The large skids assist with the easy pick up of bins on varying ground conditions and also prevents damage to hard standing surfaces
- 6 The tow tongue suits standard tractor 1 ¼ drawbar pin, and is fully adjustable to pre-set the correct height

- 7 The standard wheels are a 10/75-15.3 rim and tyre combination with the tyre being a huge 18ply for ultra-reliability and flotation on softer ground
- 8 Automatic bin latches to lock bin on
- 9 Wide body double link roller chain with rounded profile to help eliminate bin damage
- 10 Polyurethane coated idler sprocket adds better pick up and retention



Made in Australia by  
an Australian Company

# ORCHARD BIN LOADER

## FEATURES

- Standard models are 4 bins (4000) and 5 bins (5000)
- Heavy-duty main frame made of 150x100x5mm RHS
- Rated up to 5000kg at 25km/h
- Tyres are a 10.0/75-15.3 18 ply tyre on a single piece 9.00 x 15.3 6 stud rim
- Hydraulic Requirements – 2 pairs of remotes; 30 l/m (min)
- Heavy-duty low flow high pressure hydraulic chain drive motor for smooth operation
- Direct mount hydraulic motor on a heavy-duty torque arm
- Large greaseable take up bearings with a positive chain adjustment
- Wide foot print double pitched roller chain for greater bin retention
- Poly Urethane coated idler sprocket for greater grip for loading and unloading
- All Rollers are on a case hardened greaseable pin with locking bolt
- Automatic bin latches as standard
- Two position parking jack - one for parking and one stowed while in use
- Large clearance holes for releasing dirt
- Lift rams isolating tap to isolate when parking and to take pressure off hydraulic remotes
- Australian made and owned with an exclusive 2 year warranty

## OPTIONAL ACCESSORIES



Soft ride hydraulic suspension accumulator



Walking beam dual wheel axle for a gentler ride over rough terrain



R Model (Roller) uses 6 polyurethane idler sprockets (12 total) down each Bin Loader rail for greater grip and control with plastic bins



Bin rails for the perfect alignment of fruit bins

# SPECIFICATIONS

| Model    | Bin Capacity | Hydraulic Requirements | Tyre Size               | Axle Type | Total Length | Total Width | Total Load Capacity | Tare Weight |
|----------|--------------|------------------------|-------------------------|-----------|--------------|-------------|---------------------|-------------|
| BL-4000  | 4 Chep bins  | 2 x remotes/Min 30ltrs | 2 x 10.7/75-15.3 18 Ply | Single    | 7660mm       | 1980mm      | 5000kg              | 630kg       |
| BL-4000R | 4 Chep bins  | 2 x remotes/Min 30ltrs | 2 x 10.7/75-15.3 18 Ply | Single    | 7660mm       | 1980mm      | 5000kg              | 670kg       |
| BL-5000  | 5 Chep bins  | 2 x remotes/Min 30ltrs | 2 x 10.7/75-15.3 18 Ply | Single    | 7900mm       | 1980mm      | 5000kg              | 850kg       |
| BL-5000R | 5 Chep bins  | 2 x remotes/Min 30ltrs | 2 x 10.7/75-15.3 18 Ply | Single    | 7900mm       | 1980mm      | 5000kg              | 900kg       |

| STANDARD                 | Specifications  |
|--------------------------|---|
| Standard Model           | Comes standard with 2 x Polyurethane pickup sprockets (one on either Bin tyne)  |
| Standard Coupling        | Standard coupling 1 1/4 ball to suit standard 1 1/4 drawbar pin                 |
| R = 12 x Roller Model    | Comes standard with 12 x Polyurethane pickup sprockets (six on either Bin tyne) |
| OPTIONS                  | Specifications  |
| Walking Beam Dual Wheels | 4 x 185R-14 LT 8 Ply wheels with a walking beam axle (in lieu of single axle)   |
| Accumulator              | Soft Ride Suspension – .75ltr Diaphragm Type Accumulator                        |
| Side Rails               | Bin Guide side rails  |
| Off-Road Coupling        | 2 x 5/16 Ball and Auto Coupling   |

### 2 YEAR WARRANTY

Ben Wye Engineering & Design Pty Ltd warrants to the original purchaser that defects in materials or workmanship for a period of two years or 600 hours of use whichever occurs first. Warranty is limited to the replacement of any defective part by Ben Wye Engineering & Design and/or the installation by an authorised dealer. This warranty does not cover common wear items such as chain, rollers, bearings hoses or fork tines etc. Any part or product which in Ben Wye Engineering & Design's judgement has been: Misused or damaged by accident or by lack of normal maintenance or care. Repaired or modified in a way that adversely affects the mast or Subframe. Used for a purpose for which the product is not designed will not be covered by this warranty Ben Wye Engineering will repair or replace, without charge for parts or labour, any defects and under normal service conditions. Failure to properly maintain chain lubrication, grease points, and hydraulic systems is classed as misuse. The warranty does not cover: Loss of productivity. Crop loss. Inconvenience. Down time or other consequential damages. Delivery of the product or part is at the owner's cost to the original place of purchase. Any penalty rates or travel time shall be at the owner's expense. This warranty is not valid unless the product is registered with Ben Wye Engineering & Design Pty Ltd within 14 days from date of delivery to the end user. All warranty claims must be reported to Ben Wye Engineering & Design Pty Ltd. through the original dealer and all warranty approvals must come from Ben Wye Engineering & Design Pty. Ltd. before warranty work can commence.

### IMPORTANT NOTICE – PLEASE READ

You MUST check all information with your Ben Wye Dealer prior to placing your order. Ben Wye Engineering & Design Pty Ltd. has used every reasonable endeavor to ensure that the information in this brochure is correct at the time of publication. However, because the availability of materials, equipment and colours may vary from time to time you should not rely on this brochure but should contact your authorised Dealer to confirm that the information in this brochure is up to date. When ordering a machine, you should check with your Ben Wye Dealer to ensure that your chosen machine specifications, equipment and colour is available and that the desired machine can be delivered in a time frame which is suitable to you. Ben Wye Engineering & Design Pty Ltd. may alter any details contained in this brochure at any time, and to the extent allowed by law, Ben Wye Engineering & Design Pty Ltd will not be liable for any reliance you place upon this brochure. Colours shown in this brochure may vary from actual colours due to the printing process. Distributed nationally by BEN WYE ENGINEERING & DESIGN PTY LTD Limited ACN 088 257 327, ABN 72 088 257 327, 1170 Greenhill Road, Unswilda, S.A. 5142. Part Number BWKBFCAT001 Printed 04/18

# **BEN WYE**

**e n g i n e e r i n g   &   d e s i g n**


**BEN WYE ENGINEERING & DESIGN PTY LTD**

1170 Greenhill Road, Uraidla SA 5142

Ph: (08) 8390 3664   Fax: (08) 8390 3971

[sales@benwye.com.au](mailto:sales@benwye.com.au)

[www.benwye.com.au](http://www.benwye.com.au)



AVAILABLE FROM